



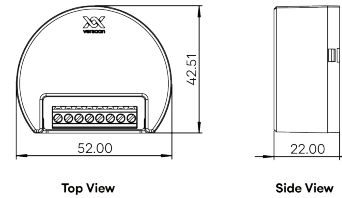
Integral T1



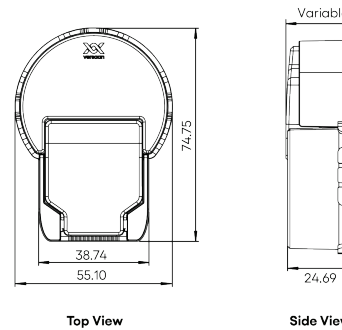
The Integral T1 is a high-performance wireless phase dimmer designed for seamless integration into smart control systems. Capable of handling up to 300W of dimmable loads with compatibility with many phase dimming devices. Equipped with three push-button inputs, it offers flexible manual control alongside advanced automated wireless functionality through Casambi. The T1 is part of the Integral range of controllers offering miniaturised design and expansive control of DALI, Phase-dim, Relay and PWM luminaires.

Data Specifications

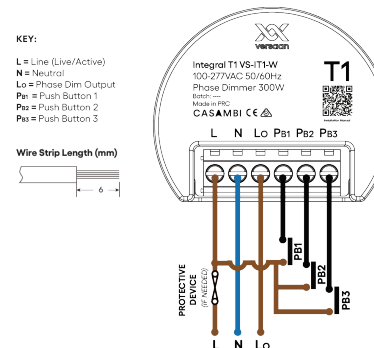
Dimensions - VS-IT1-W (mm)



Dimensions - VS-I-SMW (with T1 Installed)



Wiring Schematic



Order Codes

Product SKU	Description
VS-IT1-W	Integral T1 - White
VS-I-SMW	Integral Surface Kit - White

Technical Specification

Dimensions (VS-IT1-W)	52x42.51x22mm
Dimensions (VS-I-SMW)	74.75x55.10x24.69mm
Control	Casambi (inc Long Range)
Wireless Range	50m (LOS Node to Node)
Supply	100-277VAC 50/60Hz
Output	300W Phase Dim
Input	3x Push Buttons
Operating Temperature	0 to 55C
Wiring	Loop in/loop out
Terminal Capacity	2.5 mm ²
Mounting Screws	2x M3 Flat Head
Screw Centres	25mm
Material	Flame Retardant ABS+PC
Ingress Protection	IP20
Transceiver Frequency	2.4GHz ISM Band
Warranty	5 Years