

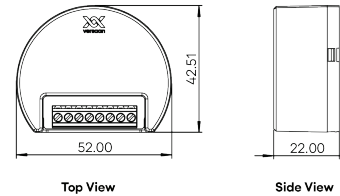


# Integral C1

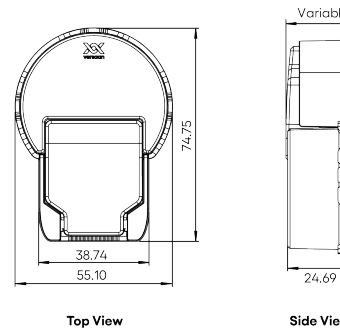


## Data Specifications

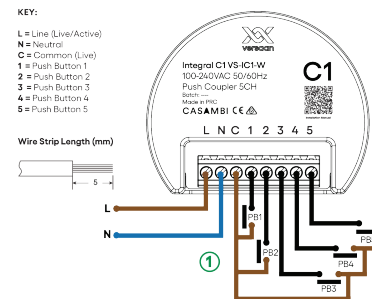
Dimensions - VS-IC1-W (mm)



Dimensions - VS-I-SMW (with C1 Installed)



### Wiring Schematic



Designed for small spaces like switch boxes, the Integral C1 offers five push button inputs to allow integration with traditional push button switches. Each push button input can be programmed via Casambi for on/off, scene selection, dimming and other functions. The C1 is part of the Integral range of controllers offering miniaturised design and expansive control of DALI, Phase-dim, Relay and PWM luminaires.

### Order Codes

Product SKU	Description
VS-IC1-W	Integral C1 - White
VS-I-SMW	Integral Surface Kit - White

### Technical Specification

<b>Dimensions (VS-IC1-W)</b>	52x42.51x22mm
<b>Dimensions (VS-I-SMW)</b>	74.75x55.10x24.69mm
<b>Control</b>	Casambi (inc Long Range)
<b>Wireless Range</b>	50m (LOS Node to Node)
<b>Supply</b>	100-240VAC 50/60Hz
<b>Input</b>	5x Push Buttons
<b>Type</b>	Live/Energised
<b>Operating Temperature</b>	0 to 55°C
<b>Wiring</b>	Loop in/loop out
<b>Terminal Capacity</b>	1.5 mm <sup>2</sup>
<b>Mounting Screws</b>	2x M3 Flat Head
<b>Screw Centres</b>	25mm
<b>Material</b>	Flame Retardant ABS+PC
<b>Ingress Protection</b>	IP20
<b>Transceiver Frequency</b>	2.4GHz ISM Band
<b>Warranty</b>	5 Years